



# ANAND PUBLIC SCHOOL

“Summer vacation is the best time for families to slow down, reconnect, and spend meaningful ‘US’ time together.”

Dear Parents,

Summer Vacation offers a refreshing break for children - a chance to relax, explore, and rejuvenate. More than just a pause from school work, it's a precious time to nurture bonds, foster creativity and plant the seeds of values and memories that last a lifetime.

Children may not remember every toy they receive, but they will always carry the warmth of stories told, meals shared and moments spent with their loved ones. Let's use this opportunity to guide, support and connect with them in ways that matter most.

## Below are few suggestions:-

1. All homework must be written clearly and neatly.
2. Assignments should be completed independently by the students. Parental support is encouraged, but the effort should reflect the child's own capabilities.
3. Try conversing in English to help them be comfortable with the language.
4. Ensure that all work is completed within the given time frame.
5. Holidays homework will be assessed and carry weight in evaluations across all subjects.
6. Children are likely to follow their routine if we give them Positive instructions and lots of praise/appreciation for what they do right.
7. Science week is celebrated in the month of July to enhance the scientific attitude.
8. Encourage daily reading. Cultivating a reading habit is key to lifelong learning.

## DATESHEET FOR P.T. - 2

DATE	Nur.	L.KG	U.KG
JULY 08, 2025	Eng.+Oral	Eng.+Oral	Eng.+Oral
JULY 11, 2025	Hindi+Oral	Hindi+Oral	Hindi+Oral
JULY 15, 2025	Drawing & Rhymes	Drawing & Rhymes	Drawing & Rhymes
JULY 18, 2025	G.K & Conv.	G.K & Conv.	G.K & E.V.S
JULY 22, 2025	Maths+Oral	Maths+Oral	Maths+Oral

**School will reopen on July 02, 2025 (Wednesday)**

Holidays Homework will be uploaded on E-Care and our website.  
Wishing You all a joyful, relaxing and enriching Summer Break  
Enjoy, Enrich, Empower!



# Standing Lines

Trace the lines. Use crayons. Begin at the ●. Stop at the ●.



# Introduction to Standing Lines

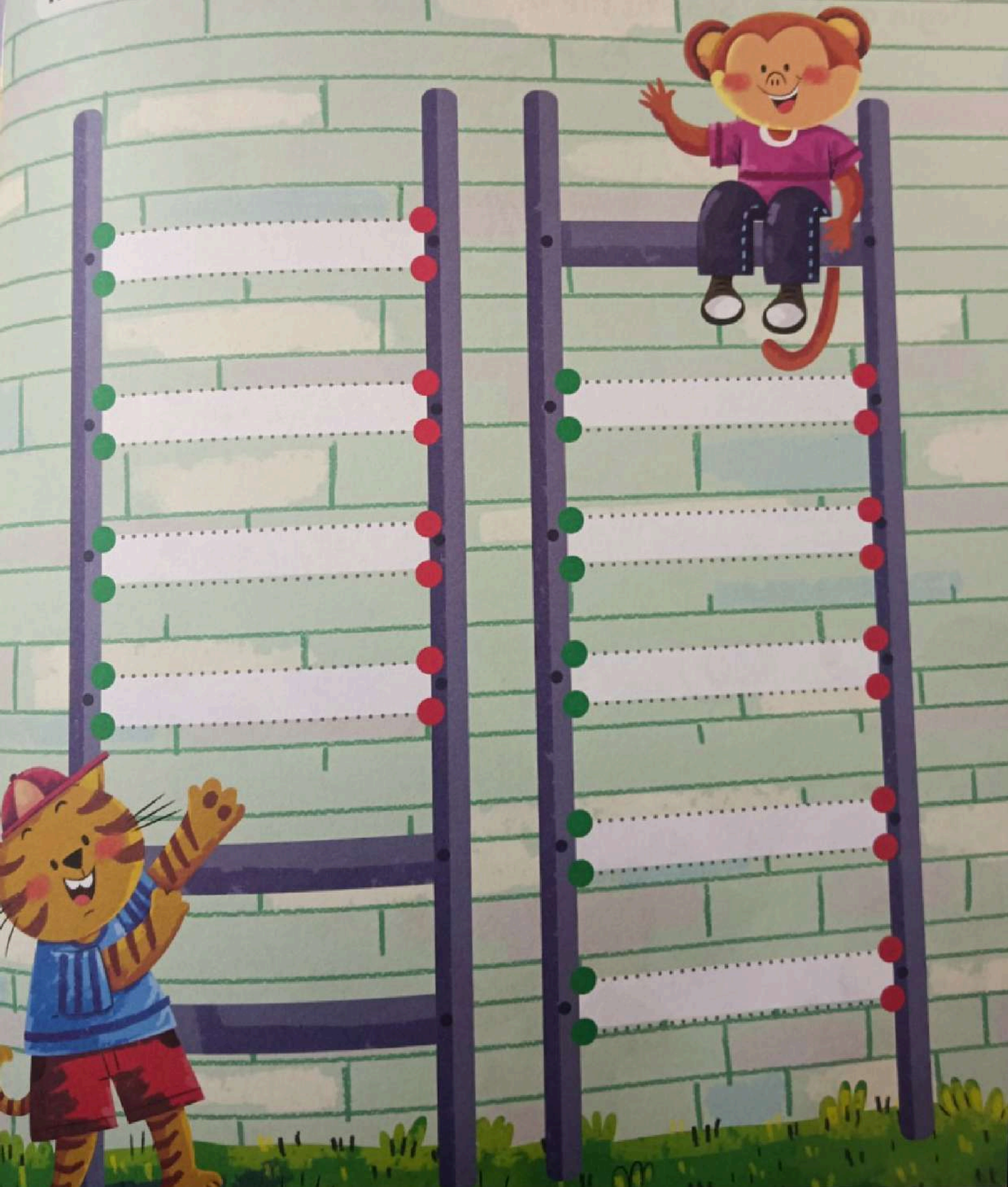
Trace over the dashes to complete the pattern using crayons.






# Sleeping Lines

Trace the lines. Use crayons. Begin at the ●. Stop at the ●.




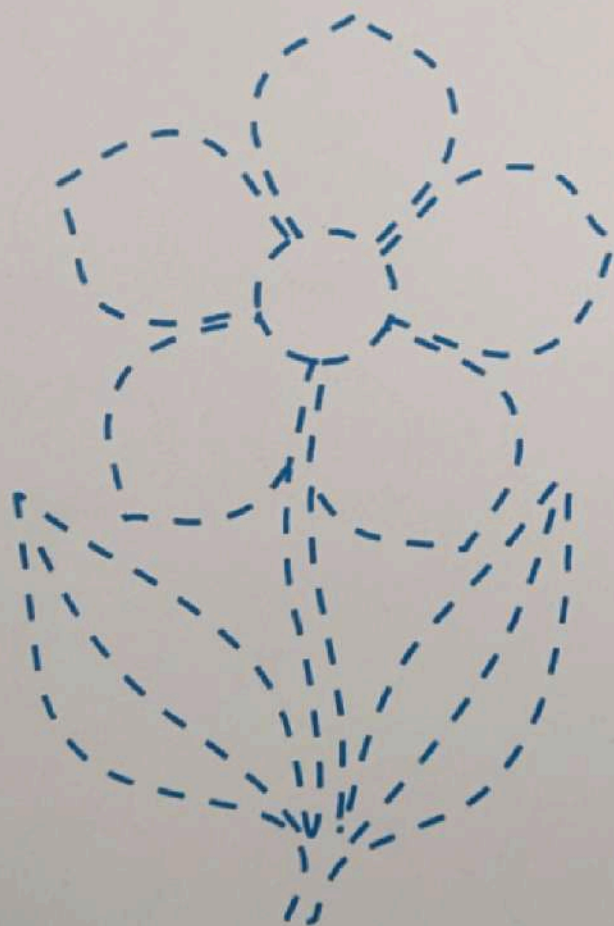





# Slanting Lines



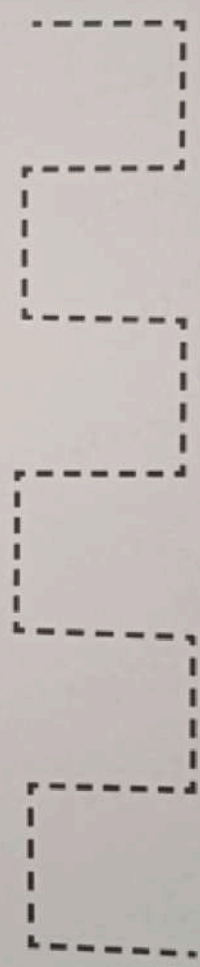
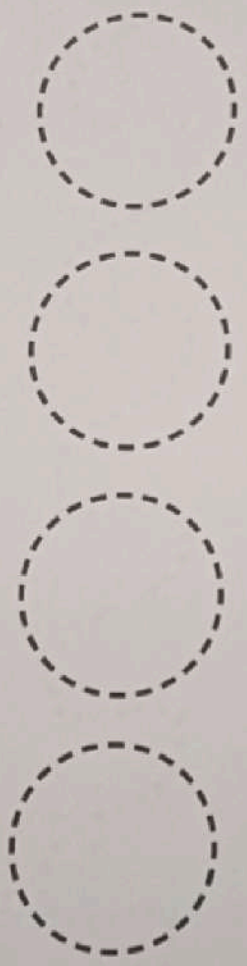

Trace the lines. Use crayons.  
Begin at the ●. Stop at the ●.








Join the dashes to complete the patterns.





Trace the spirals over the outline of the lollipops and colour it.



Trace the dotted zig-zag lines.










# Circle

Trace all the circles.




PATTERN  
WRITING

**Banana**







# Dolphin



# Earbud Printing








## ACTIVITY TIME



**Finger Printing**



# Cotton Pasting

