

ANAND PUBLIC SCHOOL

“Summer vacation is the best time for families to slow down, reconnect, and spend meaningful ‘US’ time together.”

Dear Parents,

Summer Vacation offers a refreshing break for children - a chance to relax, explore, and rejuvenate. More than just a pause from school work, it's a precious time to nurture bonds, foster creativity and plant the seeds of values and memories that last a lifetime.

Children may not remember every toy they receive, but they will always carry the warmth of stories told, meals shared and moments spent with their loved ones. Let's use this opportunity to guide, support and connect with them in ways that matter most.

Below are few suggestions:-

1. All homework must be written clearly and neatly.
2. Assignments should be completed independently by the students. Parental support is encouraged, but the effort should reflect the child's own capabilities.
3. Try conversing in English to help them be comfortable with the language.
4. Ensure that all work is completed within the given time frame.
5. Holidays homework will be assessed and carry weight in evaluations across all subjects.
6. Children are likely to follow their routine if we give them Positive instructions and lots of praise/appreciation for what they do right.
7. Science week is celebrated in the month of July to enhance the scientific attitude.
8. Encourage daily reading. Cultivating a reading habit is key to lifelong learning.

DATESHEET FOR P.T. - 2

DATE	Nur.	L.KG	U.KG
JULY 08, 2025	Eng.+Oral	Eng.+Oral	Eng.+Oral
JULY 11, 2025	Hindi+Oral	Hindi+Oral	Hindi+Oral
JULY 15, 2025	Drawing & Rhymes	Drawing & Rhymes	Drawing & Rhymes
JULY 18, 2025	G.K & Conv.	G.K & Conv.	G.K & E.V.S
JULY 22, 2025	Maths+Oral	Maths+Oral	Maths+Oral

School will reopen on July 02, 2025 (Wednesday)

Holidays Homework will be uploaded on E-Care and our website.
Wishing You all a joyful, relaxing and enriching Summer Break
Enjoy, Enrich, Empower!



A vibrant, cartoon-style illustration of a beach scene. In the foreground, there's a sandy beach with a large, bright blue wave crashing from the left. To the right, a tall palm tree stands on a small island. A blue and white striped beach umbrella is open, and a pink beach chair is tucked under it. A red beach ball and a yellow beach ball are on the sand. A large orange starfish is prominent in the lower right. In the bottom left, there's a sandcastle with a red flag. The sky is light blue with several fluffy white clouds. In the top left corner, there's a circular logo featuring a yellow shield with a crown on top, surrounded by a blue border.


Summer Holidays Homework

Class- UKG

One and many




pen



Blank handwriting practice lines.



apple



Blank handwriting practice lines.



dog



Blank handwriting practice lines.



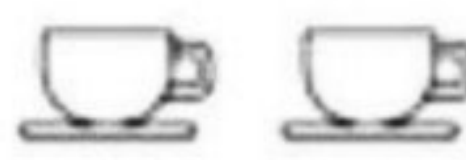
cat



Blank handwriting practice lines.



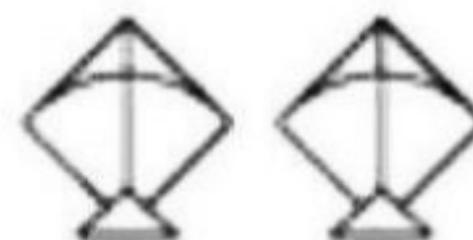
cup



Blank handwriting practice lines.



kite



Blank handwriting practice lines.

Name : _____ Date : _____

'A' sound words

Look at the pictures below. Say what you see out loud.
What do you hear? Add the missing letter on the blank.



b _ t



b _ g



c _ t



h _ t



_ n t



p _ n



j _ m



c _ r



f _ n



Name the parts of the Human body.



KNOW THE TREES




Trace out the names of the trees. Match the fruits to the correct trees.



MANGO



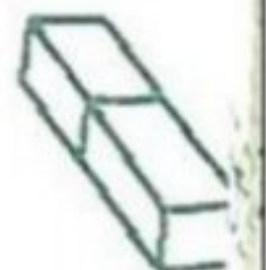
BANANA



COCONUT



GRAPES



CVC Worksheet with vowel 'e'

























दो/ तीन अक्षर वाले शब्द बनाओ

ख	च	ल	र
क	ट	म	स
त	थ	प	ब

शब्द

चित्र बनाओ

सड़क	
भवन	
बस	
घर	
वन	



शब्द पूरे करो

क__श	भग__
__टर	स__क
कल__	ह__न
__गर	कम__
__हद	बत__
र__ड़	ड__र









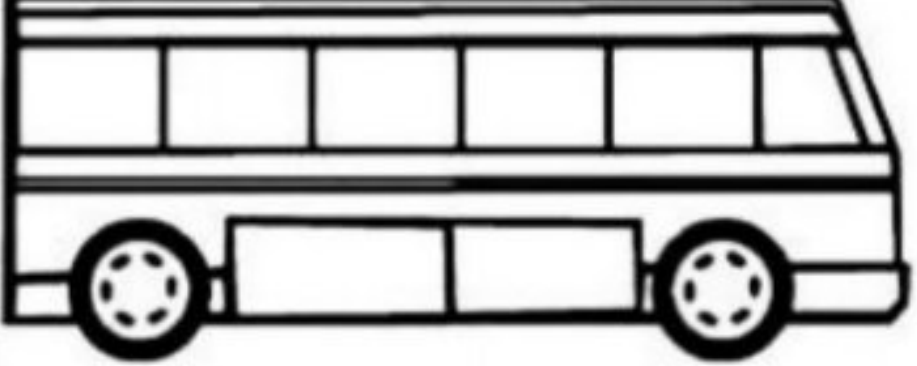

बिंदु जोड़ो



बिंदुओं को मिलाकर रंग भरो।



देखो और लिखो






Missing Reverse Counting 50 to 1

50			20	
	39			9
		28		
47			17	
	36			
45		25		5
			14	
	33			
		22		
41			11	1



Drawing to Count

Draw the correct number of each item

4		
2		
5		
3		
1		



What comes between? (1-30)

14	—	16
----	---	----

11	—	13
----	---	----

10	—	12
----	---	----

22	—	24
----	---	----

16	—	18
----	---	----

28	—	30
----	---	----

19	—	21
----	---	----

9	—	11
---	---	----

7	—	9
---	---	---

18	—	20
----	---	----

20	—	22
----	---	----

26	—	28
----	---	----

17	—	19
----	---	----

21	—	23
----	---	----



Before and After Numbers

Write the numbers that come before and after.

	22	
--	----	--

	11	
--	----	--

	15	
--	----	--

	19	
--	----	--

	20	
--	----	--

	27	
--	----	--

	17	
--	----	--

	21	
--	----	--

	23	
--	----	--

	16	
--	----	--

	18	
--	----	--

	25	
--	----	--

	12	
--	----	--

	29	
--	----	--



*** Write the missing numbers. ***

51 [] 53 [] 55 [] 57 [] 59 []

61 [] 63 [] 65 [] 67 [] 69 []

71 [] 73 [] 75 [] 77 [] 79 []

81 [] 83 [] 85 [] 87 [] 89 []


91 [] 93 [] 95 [] 97 [] 99 []

Copyright © 2022 C²A² All Rights Reserved

Fun with NUMBERS



How Many Do You See?



Worksheet on 0 Times Table

$0 \times 1 = \underline{\quad}$

$0 \times 2 = \underline{\quad}$

$0 \times 3 = \underline{\quad}$

$0 \times 4 = \underline{\quad}$

$0 \times 5 = \underline{\quad}$

$0 \times 6 = \underline{\quad}$

$0 \times 7 = \underline{\quad}$

$0 \times 8 = \underline{\quad}$

$0 \times 9 = \underline{\quad}$

$0 \times 10 = \underline{\quad}$

$0 \times 11 = \underline{\quad}$

$0 \times 12 = \underline{\quad}$



Look and Fill the Colours



GIRL OR BOY



● Colour the pictures and write your name below the picture.



