



ANAND PUBLIC SCHOOL

“Summer vacation is the best time for families to slow down, reconnect, and spend meaningful ‘US’ time together.”

Dear Parents,

Summer Vacation offers a refreshing break for children - a chance to relax, explore, and rejuvenate. More than just a pause from school work, it's a precious time to nurture bonds, foster creativity and plant the seeds of values and memories that last a lifetime.

Children may not remember every toy they receive, but they will always carry the warmth of stories told, meals shared and moments spent with their loved ones. Let's use this opportunity to guide, support and connect with them in ways that matter most.

Below are few suggestions:-

1. All homework must be written clearly and neatly.
2. Assignments should be completed independently by the students. Parental support is encouraged, but the effort should reflect the child's own capabilities.
3. Try conversing in English to help them be comfortable with the language.
4. Ensure that all work is completed within the given time frame.
5. Holidays homework will be assessed and carry weight in evaluations across all subjects.
6. Children are likely to follow their routine if we give them Positive instructions and lots of praise/appreciation for what they do right.
7. Science week is celebrated in the month of July to enhance the scientific attitude.
8. Encourage daily reading. Cultivating a reading habit is key to lifelong learning.

DATESHEET FOR P.T. - 2

DATE	Nur.	L.KG	U.KG
JULY 08, 2025	Eng.+Oral	Eng.+Oral	Eng.+Oral
JULY 11, 2025	Hindi+Oral	Hindi+Oral	Hindi+Oral
JULY 15, 2025	Drawing & Rhymes	Drawing & Rhymes	Drawing & Rhymes
JULY 18, 2025	G.K & Conv.	G.K & Conv.	G.K & E.V.S
JULY 22, 2025	Maths+Oral	Maths+Oral	Maths+Oral


School will reopen on July 02, 2025 (Wednesday)

Holidays Homework will be uploaded on E-Care and our website.
Wishing You all a joyful, relaxing and enriching Summer Break
Enjoy, Enrich, Empower!




अक्षर पहचानिए और रंग भरिए-

क



कमल

ख




खरगोश

ग



गमला

घ



घड़ी

ङ

ढूँढो मेरा जोड़ीदार

● अलग-अलग रंगों का प्रयोग करके चित्रों का मिलान कीजिए।



अक्षर को सही चित्र से मिलाओ।

क .

ख .

ज .

च .

झ .

छ .

घ .

ग .



चित्रों को पहचानो और उनके नीचे लिखे अक्षरों में से सही अक्षर पर गोला लगाओ।



क अ ब



प ऊ औ



च य न



म प त



इ ख छ



ल आ अ



ध घ य




न त प



ल स र





फल ढूँढें

दुकानदार ने गलती से फलों एवं सब्जियों को एक साथ मिला दिया है। क्या आप दुकानदार को फलों को अलग करने में मदद कर सकते हैं? फलों को टोकरी से मिलाएँ।





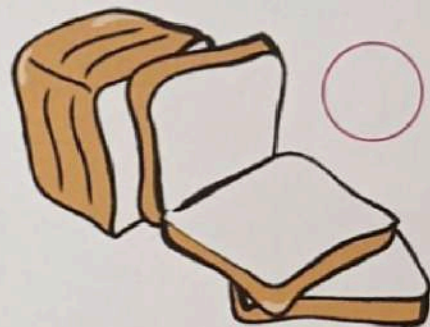

Circle those objects that you see in the night sky :

WFT-A





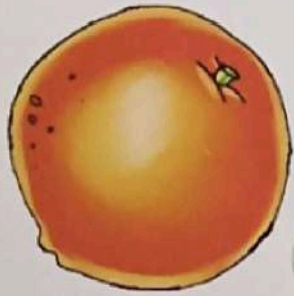
Foods

Tick (✓) the things that you **eat** and cross (✗) those things that you **drink**.



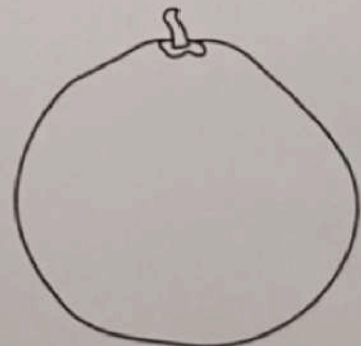



Sweet and Sour



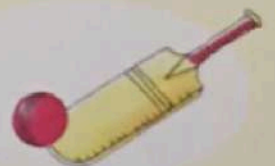

Tick (✓) the fruits that are sweet.



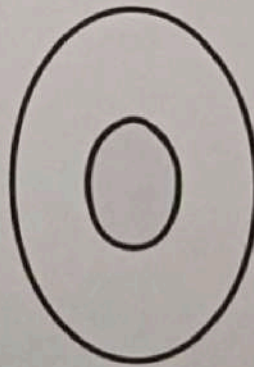



Match the objects to their colours. Then colour them also.








Join the matching articles :



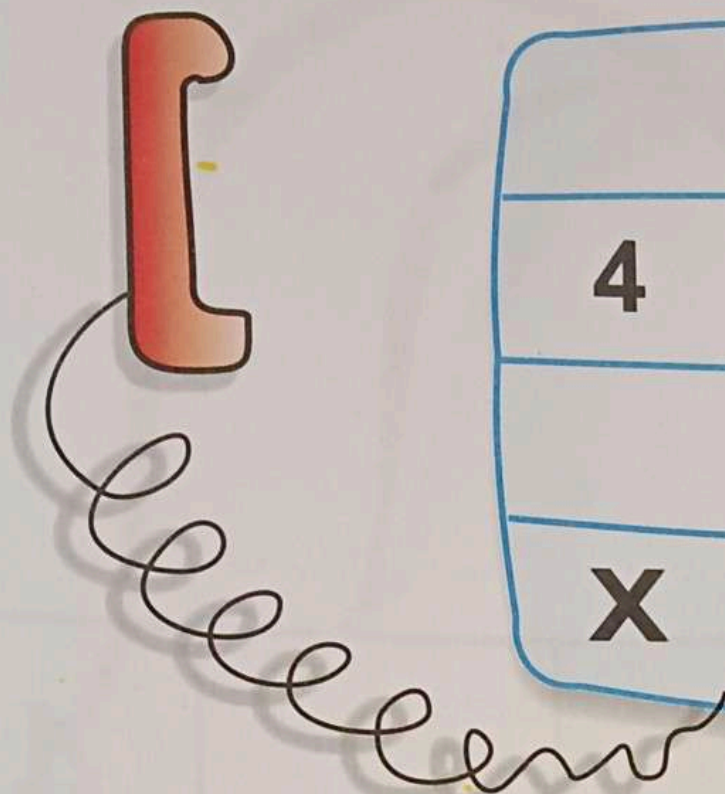
Colour the numbers using different shades of crayons.



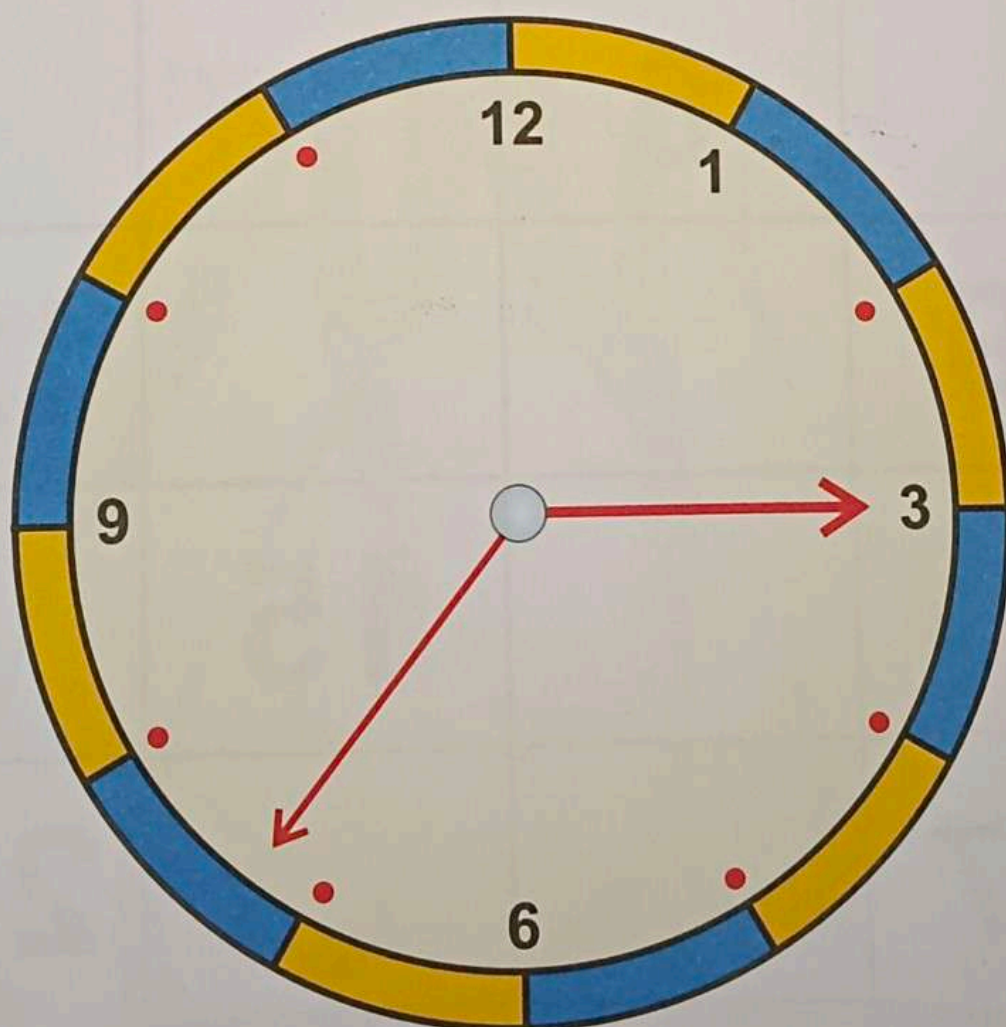
Count and write the correct number in each box.



Fill in the missing numbers.



	2	
4		
	8	
X	0	X

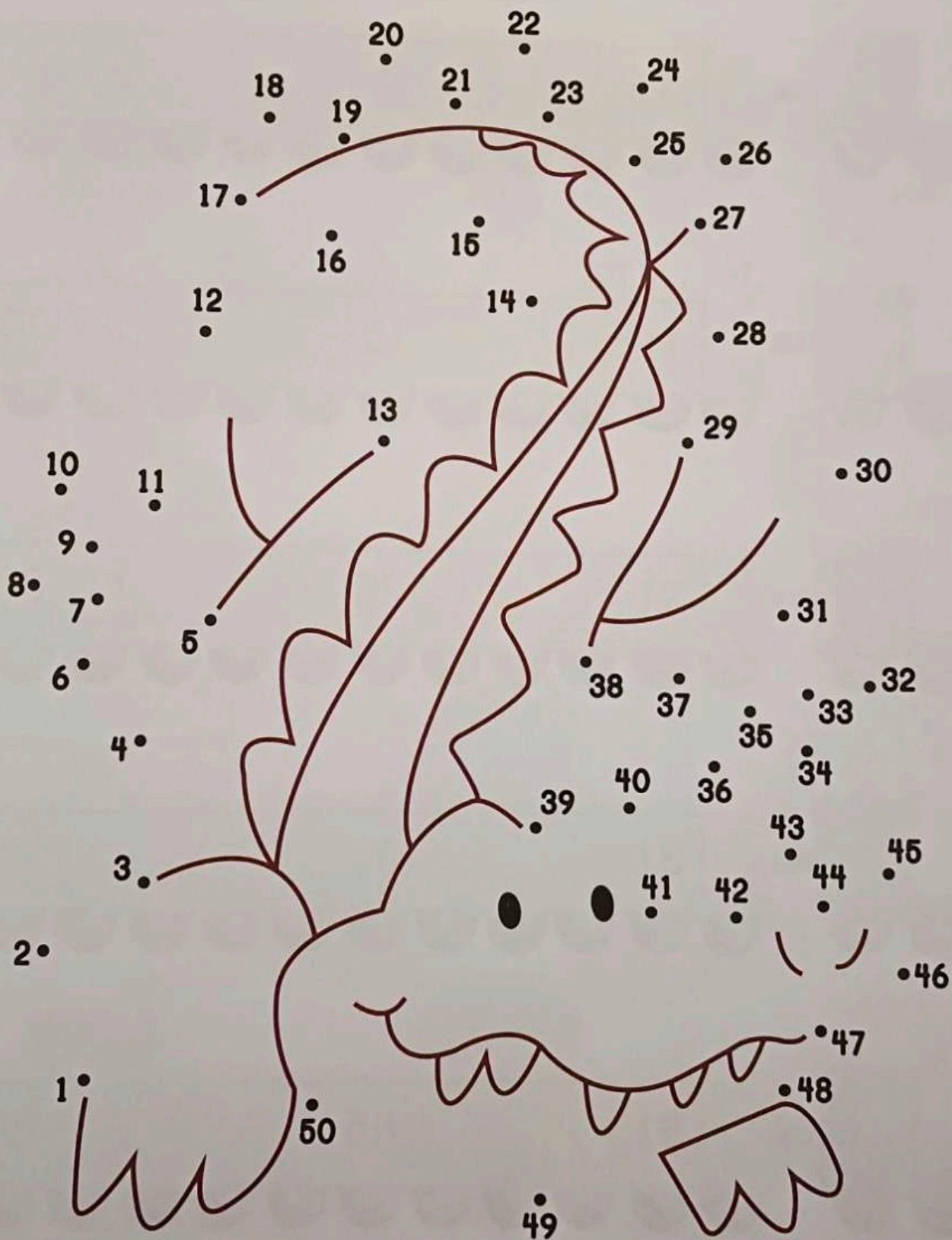




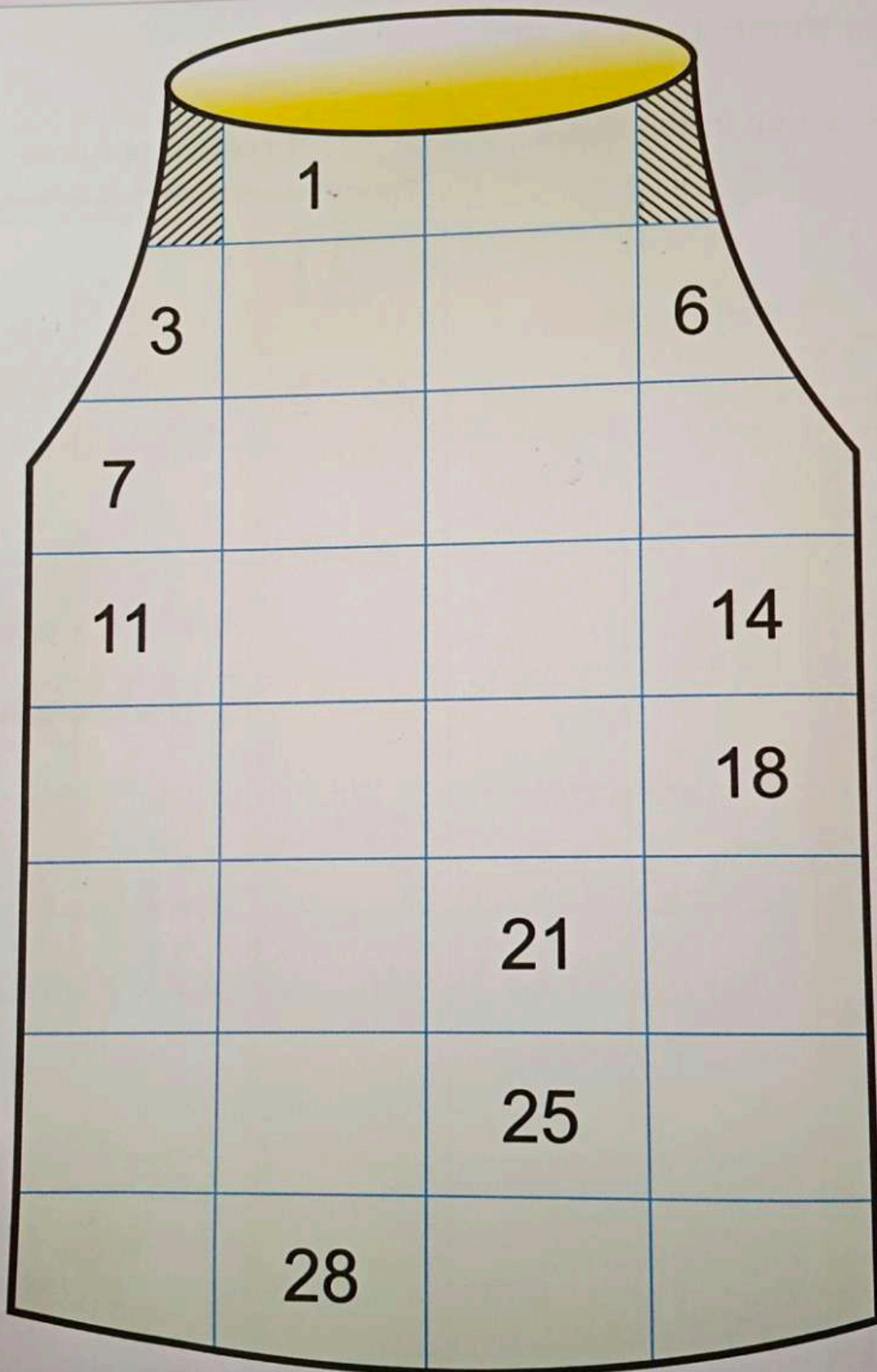
Dot to Dot



Connect the dots 1 to 50 in order and colour the picture.




Write the missing numbers.



Sponge Painting

Mango





My Ladyfinger Flowerpot

Cut off the crowns of a few ladyfingers. Dip the ladyfingers in poster colours of your choice. Make impressions in the flowerpot as shown.





Hand Butterfly

Give wings to this butterfly. Use your handprints.



9

Decoration Activity


Decorate the pitcher given below using mirrors, colourful ribbons, sequins and beads.





Earbud Printing

Dip an earbud in green poster colour. Make dots using the earbud to colour the tree.



Write the missing capital letters

A

.

.

D

.

.

.

H

.

.

K

.

M

.

.

P

.

.

.

T

.

.

W

.

.


Z




Match the picture which start from P





P



Match the picture which start from M



M



In each set, circle the picture which has a different beginning sound.



Write the first letter to the corresponding picture and colour the picture.

